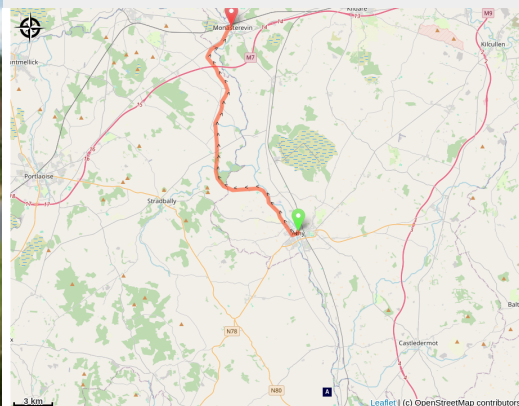


Athy to Monasterevin

Ireland - Kildare



Useful information

Practice : Pedestrian

Duration : 8 h

Length : 23.6 km

Trek ascent : 91 m

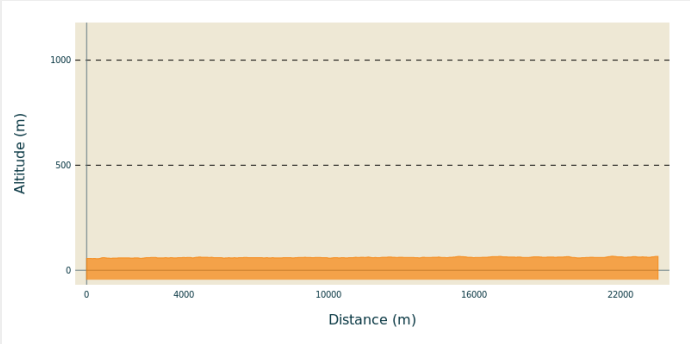
Difficulty : Easy

Type : Multi-day trek

Trek

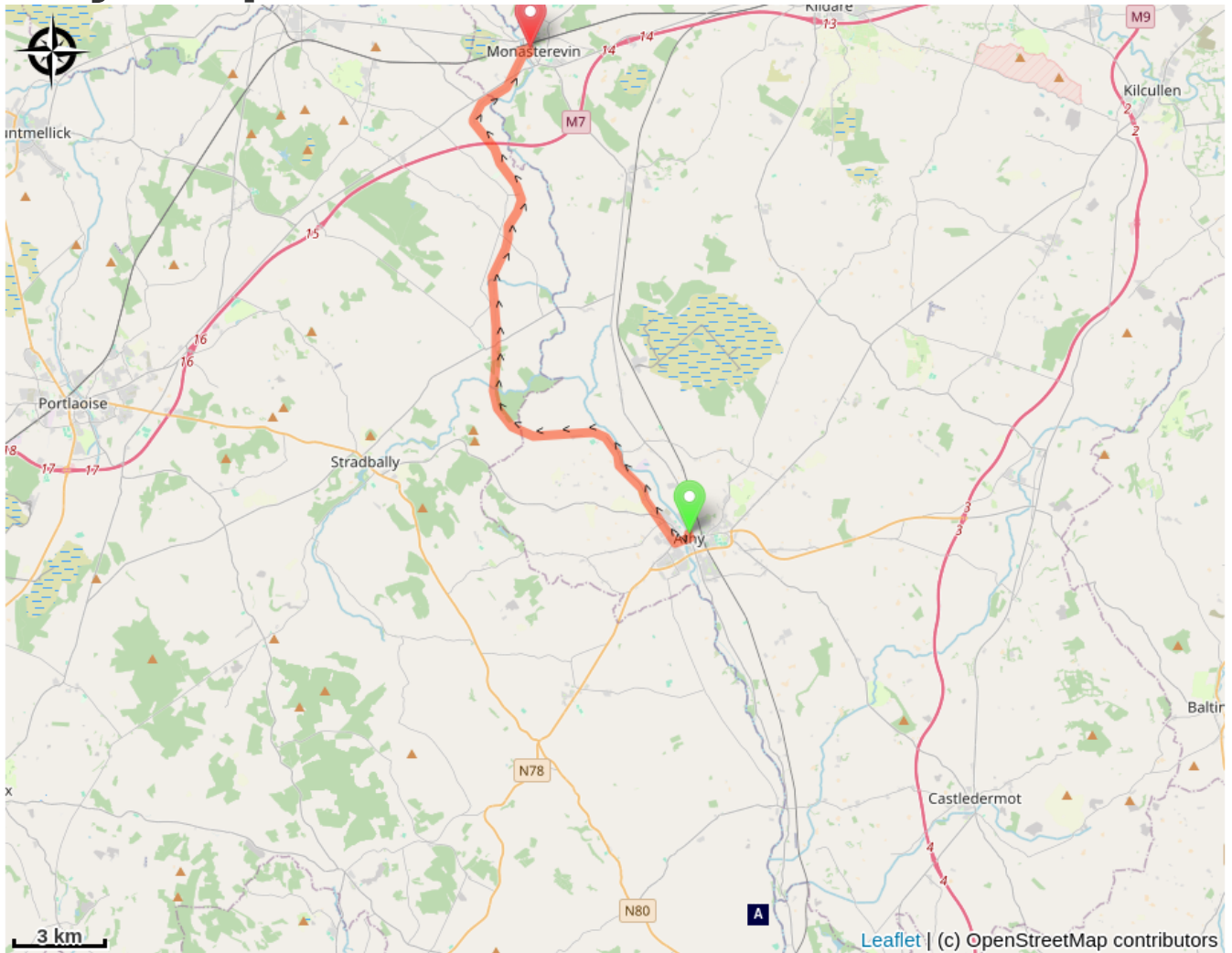
Departure : Church of Saint Michael
Arrival : Church of Saint Peter and Saint Paul
Cities : 1. Kildare
2. Laoighis

Altimetric profile



Min elevation 55 m Max elevation 67 m

On your path...



 White Castle (A)

 Sleaty Church and Crosses (B)

All useful information

On your path...



White Castle (A)

In the heart of Athy stands the imposing structure of Whites Castle. This 16th-century tower was built on the site of an earlier 15th-century castle. It symbolises Athy's rich history and heritage.

[Find out more here.](#)



Sleaty Church and Crosses (B)

Associated with St. Fiacc the church is medieval in date, although some of the larger stones used in its construction may come from the earlier foundation. Large boulders were common in early Christian construction. The original monastery was on the other side of the river but when 60 monks died at the site it was moved to its present location. Aodh lived here in the 7th century who was one of the first biographers of St. Patrick.

Attribution : david.ward-perkins